



WEEK ENDING

4th September 2017 - FINAL WEEK

Site	Activity report	Current status:
Ballymena	Medium risk: Noteable increase in <i>Rhopalosiphum padi</i> (Bird-cherry oat aphid) activity consistent with other trapping methods. Virus transmission risk should be minimal due to mature plant resistance at this stage.	
Ballymoney	Low risk: No aphids of significance recorded during this period	
Kilkeel	Low risk: No aphids recorded during this period	
Loughgall	Low risk: No aphids of significance recorded during this period	
Rathfriland	Low risk: 1 <i>Rhopalosiphum padi</i> (Bird-cherry oat aphid) and 1 <i>Macrosiphum euphorbiae</i> (Potato aphid) recorded during this period. For future reference, small number of apterous (wingless) <i>Macrosiphum euphorbiae</i> (Potato aphids) present at this site with probable crop colonisation underway.	
Strabane	Low risk: 1 <i>Rhopalosiphum padi</i> (Bird-cherry oat aphid) recorded during this period.	

Key	Risk Level	Description
	LOW RISK	Low virus vector activity, no action required
	MODERATE RISK	Increased vigilance and monitoring of aphid populations required
	HIGH RISK	Severe risk of PVY transmission by aphids
	NO SAMPLE	No sample received for this location

Ballymoney

Week ending:

Aphid Species	Common Name	PVY Index	29-May	05-Jun	12-Jun	19-Jun	26-Jun	03-Jul	10-Jul	17-Jul	24-Jul	31-Jul	07-Aug	14-Aug	21-Aug	28-Aug	04-Sep		
<i>Cavariella aegopodii</i>	Willow-carrot Aphid	0.50																	
<i>Rhopalosiphum padi</i>	Bird Cherry-Oat Aphid	0.40														2	0.80		
<i>Sitobion avenae</i>	Grain Aphid	0.60																	
<i>Myzus persicae</i>	Peach-potato Aphid	1.00																	
<i>Cavariella pastinacea</i>		0.00																	
<i>Acyrtosiphon pisum</i>	Pea Aphid	0.70																	
<i>Brachycaudus helichrysi</i>	Leaf-Curling Plum Aphid	0.21																	
<i>Microlophium evansi</i>		0.00			2	0.00													
<i>Hyperomyzus lactucae</i>	Currant-sowthistle Aphid	0.16																	
<i>Macrosiphum euphorbiae</i>	Potato Aphid	0.20			4	0.80													
<i>Drepanosiphum platanoides</i>	Sycamore Aphid	0.00																	
<i>Sitobion fragariae</i>	Blackberry-cereal Aphid	0.00																	
<i>Metopolophium dirhodum</i>	Rose-Grain Aphid	0.30			2	0.60													
<i>Aphis fabae</i>	Black-bean Aphid	0.10																	
<i>Aphis rumicis</i>		0.00																	
<i>Brevicoryne brassicae</i>	Cabbage Aphid	0.01																	
<i>Capitophorus horni</i>		0.00																	
<i>Capitophorus similis</i>		0.00			1	0.00													
<i>Phyllaphis fagi</i>		0.00																	
<i>Chaitophorus populeti</i>		0.00																	
<i>Rhopalosiphoninus staphyleae</i>		0.00																	
<i>Cavariella theobaldi</i>		0.00																	
<i>Euceraaphis punctipennis</i>		0.00																	
<i>Tuberculatus borealis</i>		0.00																	
<i>Uromelan</i> spp.		0.00																	
<i>Hyadaphis foeniculi</i>		0.00																	
<i>Ovatus insitus</i>		0.00																	
Others		0.00						2	0.00			2	0.00			2	0.00	1	0.00
Weekly Index			0.00	0.00	1.40	0.00	0.00	0.00	0.00	0.00	0.00	0.00	0.00	0.00	0.00	0.80	0.00		
Cumulative Index			0.00	0.00	1.40	1.40	1.40	1.40	1.40	1.40	1.40	1.40	1.40	1.40	1.40	2.20	2.20		

Rathfriland

Week ending:

Aphid Species	Common Name	PVY Index	29-May		05-Jun		12-Jun		19-Jun		26-Jun		03-Jul		10-Jul		17-Jul		24-Jul		31-Jul		07-Aug		14-Aug		21-Aug		28-Aug		04-Sep		
<i>Cavariella aegopodii</i>	Willow-carrot Aphid	0.50			6	3.00	3	1.50				1	0.50			1	0.50			1	0.50												
<i>Rhopalosiphum padi</i>	Bird Cherry-Oat Aphid	0.40			3	1.20	4	1.60												1	0.40	2	0.80									1	0.40
<i>Sitobion avenae</i>	Grain Aphid	0.60																															
<i>Myzus persicae</i>	Peach-potato Aphid	1.00			3	3.00			1	1.00																							
<i>Cavariella pastinacea</i>		0.00																															
<i>Acyrtosiphon pisum</i>	Pea Aphid	0.70									1	0.70																					
<i>Brachycaudus helichrysi</i>	Leaf-Curling Plum Aphid	0.21					1	0.21																									
<i>Microlophium evansi</i>		0.00					1	0.00																									
<i>Hyperomyzus lactucae</i>	Currant-sowthistle Aphid	0.16					1	0.16																									
<i>Macrosiphum euphorbiae</i>	Potato Aphid	0.20			2	0.40	1	0.20																							1	0.20	
<i>Drepanosiphum platanoides</i>	Sycamore Aphid	0.00																											2	0.00			
<i>Sitobion fragariae</i>	Blackberry-cereal Aphid	0.00							1	0.00																							
<i>Metopolophium dirhodum</i>	Rose-Grain Aphid	0.30			9	2.70	1	0.30	1	0.30																							
<i>Aphis fabae</i>	Black-bean Aphid	0.10																															
<i>Aphis rumicis</i>		0.00							1	0.00																							
<i>Brevicoryne brassicae</i>	Cabbage Aphid	0.01							1	0.01																							
<i>Myzus ornatus</i>		0.00																															
<i>Macrosiphum rosae</i>		0.00																															
<i>Cavariella theobaldi</i>		0.00																															
<i>Hyadaphis foeniculi</i>		0.00																															
<i>Sipha glyceriae</i>		0.00																															
<i>Pemphigus spp.</i>		0.00																															
Others		0.00			23	0.00	4	0.00					2	0.00	1	0.00	4	0.00													2	0.00	
Weekly Index					0.00	10.30	3.97	1.31	1.20	0.00	0.50	0.00	0.50	0.00	0.50	0.40	0.80	0.00	0.00	0.00	0.00	0.00	0.00	0.00	0.00	0.00	0.00	0.00	0.60	0.60			
Cumulative Index					0.00	10.30	14.27	15.58	16.78	16.78	17.28	17.28	17.78	17.78	17.78	18.18	18.98	18.98	18.98	18.98	18.98	18.98	18.98	18.98	18.98	18.98	18.98	18.98	19.58	19.58			

Strabane

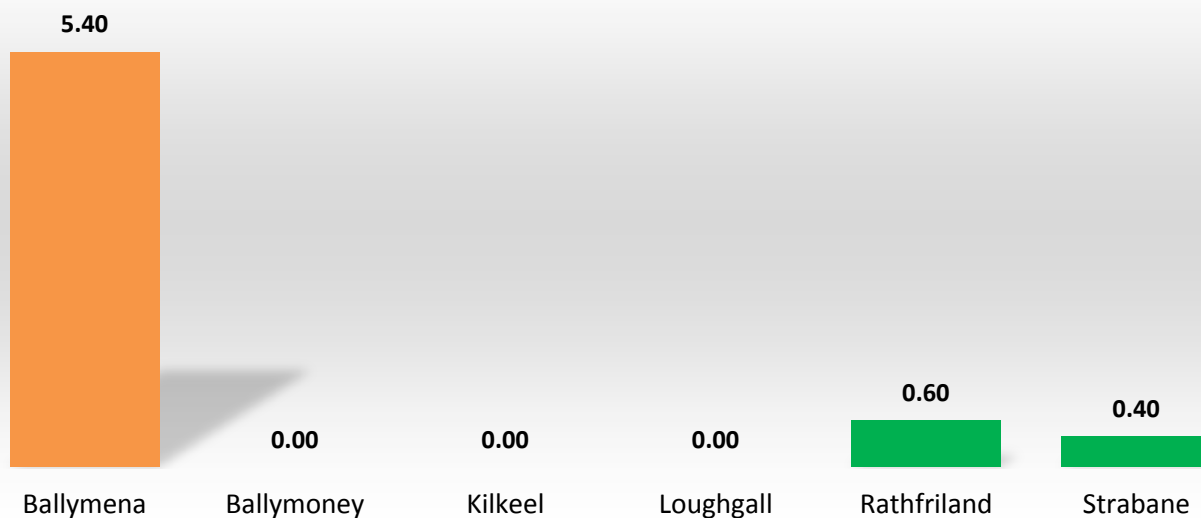
Week ending:

Aphid Species	Common Name	PVY Index	29-May	05-Jun	12-Jun	19-Jun	26-Jun	03-Jul	10-Jul	17-Jul	24-Jul	31-Jul	07-Aug	14-Aug	21-Aug	28-Aug	04-Sep		
<i>Cavariella aegopodii</i>	Willow-carrot Aphid	0.50			4	2.00													
<i>Rhopalosiphum padi</i>	Bird Cherry-Oat Aphid	0.40															1	0.40	
<i>Sitobion avenae</i>	Grain Aphid	0.60			2	1.20							1	0.60					
<i>Myzus persicae</i>	Peach-potato Aphid	1.00																	
<i>Cavariella pastinacea</i>		0.00			1	0.00													
<i>Acyrtosiphon pisum</i>	Pea Aphid	0.70					6	0.42											
<i>Brachycaudus helichrysi</i>	Leaf-Curling Plum Aphid	0.21			1	0.21													
<i>Microlophium evansi</i>		0.00			23	0.00	15	0.00											
<i>Hyperomyzus lactucae</i>	Currant-sowthistle Aphid	0.16					1	0.16											
<i>Macrosiphum euphorbiae</i>	Potato Aphid	0.20			4	0.80													
<i>Drepanosiphum platanoides</i>	Sycamore Aphid	0.00																	
<i>Sitobion fragariae</i>	Blackberry-cereal Aphid	0.00																	
<i>Metopolophium dirhodum</i>	Rose-Grain Aphid	0.30					1	0.30											
<i>Aphis fabae</i>	Black-bean Aphid	0.10																	
<i>Aphis rumicis</i>		0.00																	
<i>Brevicoryne brassicae</i>	Cabbage Aphid	0.01																	
<i>Phyllaphis fagi</i>		0.00																	
<i>Cavariella theobaldi</i>		0.00																	
<i>Megoura viciae</i>		0.00																	
<i>Ovatus insitus</i>		0.00			7	0.00													
<i>Amphorophora rubi</i>	Large Blackberry Aphid	0.00					25	0.00											
<i>Uromelan</i> spp.		0.00					1	0.00											
<i>Acyrtosiphon primulae</i>		0.00					1	0.00											
Others		0.00			5	0.00	3	0.00	28	0.00	3	0.00		1	0.00	2	0.00	4	0.00
Weekly Index			0.00	0.00	4.21	0.00	0.88	0.00	0.00	0.00	0.00	0.00	0.60	0.00	0.00	0.00	0.40		
Cumulative Index			0.00	0.00	4.21	4.21	5.09	5.09	5.09	5.09	5.09	5.09	5.69	5.69	5.69	5.69	6.09		

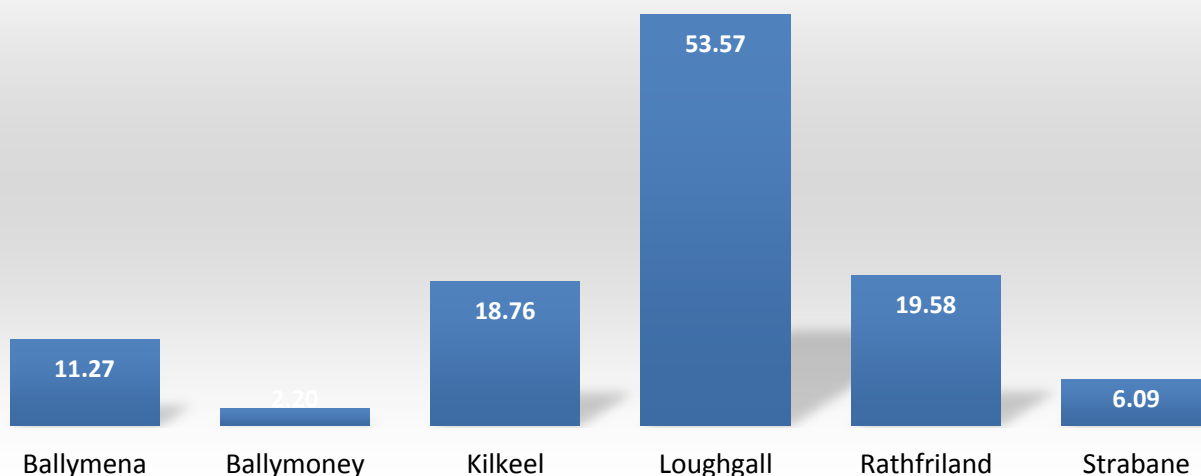
Summary for the seven days up to and including 04/09/17

Region	Samples	Mean PVY Index per Sample	Mean Colonising Aphids per Sample	Mean Aphids per Sample	Total Aphids Species
Northern Ireland	6	1.07	0	4.33	7
Total	6	1.07	0.00	4.33	7

NI PVY Index 04/09/17



NI Cumulative PVY Index 2017

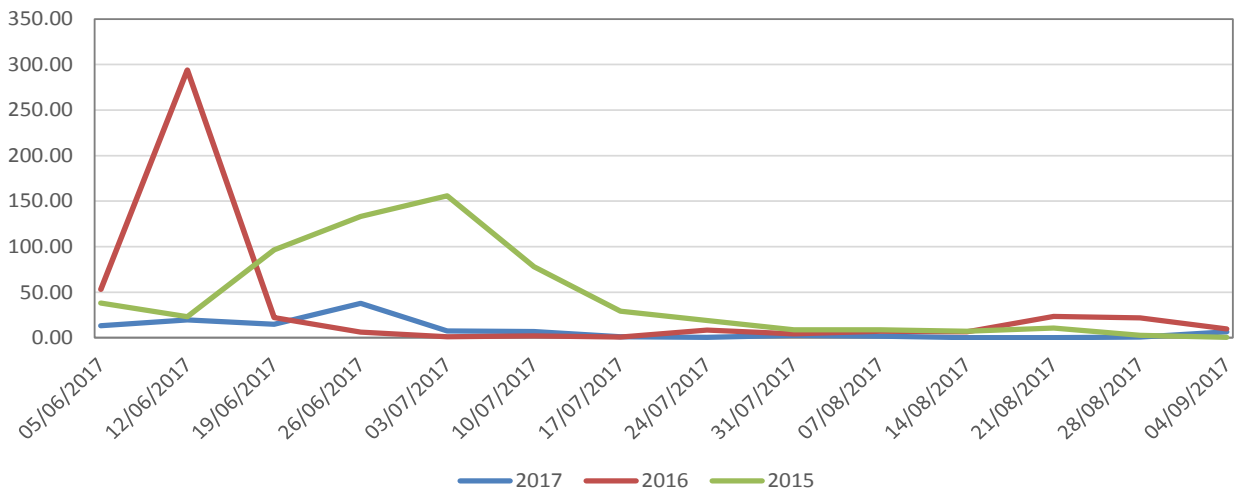


Total PVY Index per Site 2017

Week ending:	Ballymena	Ballymoney	Kilkeel	Loughgall	Rathfriland	Strabane	2017
29/05/2017			2.82				2.82
05/06/2017			3.00		10.30		13.30
12/06/2017	3.17	1.40	1.00	5.86	3.97	4.21	19.61
19/06/2017	0.40	0.00	7.74	5.50	1.31	0.00	14.95
26/06/2017	2.30	0.00	0.00	33.51	1.20	0.88	37.89
03/07/2017	0.00	0.00	0.00	2.50	0.00	5.09	7.59
10/07/2017	0.00	0.00	0.00	6.20	0.50	0.00	6.70
17/07/2017	0.00	0.00	1.00	0.00	0.00	0.00	1.00
24/07/2017	0.00	0.00	0.00	0.00	0.50	0.00	0.50
31/07/2017	0.00	0.00	2.40	0.00	0.40	0.00	2.80
07/08/2017	0.00	0.00	0.40	0.00	0.80	0.60	1.80
14/08/2017	0.00	0.00	0.00	0.00	0.00	0.00	0.00
21/08/2017	0.00	0.00	0.00	0.00	0.00	0.00	0.00
28/08/2017	0.00	0.80	0.00	0.00	0.00	0.00	0.80
04/09/2017	5.40	0.00	0.00	0.00	0.60	0.40	6.40
11/09/2017							
18/09/2017							
25/09/2017							
Total	11.27	2.20	18.36	53.57	19.58	6.09	111.07

Key	LOW RISK	Low virus vector activity, no action required
	MODERATE RISK	Increased vigilance and monitoring of aphid populations required
	HIGH RISK	Severe risk of PVY transmission by aphids
	NO SAMPLE	No sample received for this location

NI Weekly PVY Index 2015-2017



NI Cumulative PVY Index 2015-2017

